MODULAR MATH

Skill Builder

STEP 3
SAMPLE

Gather 'Round HOMESCHOOL®

Gather 'Round
HOMESCHOOL®

COPYRIGHT © 2025 GATHER 'ROUND HOMESCHOOL® INC.
No part of this file may be edited, reproduced, or transmitted outside of your immediate family in any form or by any means, including (but not limited to) photocopying, recording, emailing, screenshots, or by any information storage and retrieval system without written consent from the publisher: gatherroundhomeschool.com.

Scripture references used or referred to are ESV unless otherwise noted.

Layout and design by Stephen Davis and Jen Schaller. Illustrations purchased through Christie Renfro, Esté Hupp, Mariah Hilvety, and Dreamstime are licensed for commercial use. Fonts courtesy of Adobe Fonts. All rights reserved.

DISCLAIMER: Although the author and publisher have made every effort to ensure that the information in this book was correct at press time, the author and publisher do not assume and hereby disclaim any liability to any party for any loss, damage, injury, death, or disruption caused by errors or omissions or activity suggestions whether such errors or omissions or suggestions result from negligence, accident, or any other cause. The author and publisher are providing this book and its contents on an "as is" basis and make no representations or warranties of any kind with respect to this book or its contents, including but not limited to warranties of healthcare for a particular purpose. The author and publisher disclaim all such representations and warranties, including for example warranties of merchantability and healthcare for a particular purpose. While the author and publisher have made every effort to ensure this book is accurate and current, we recognize that information is constantly shifting and changing and therefore we do not represent that this is the most accurate or up-to-date information and encourage you to do further study or research.

DOWNLOAD OUR APP!
app.gatherroundhomeschool.com



MEET THE

Skill Builders

Skill builders are designed to offer extra practice on each skill that is taught in our main lessons. They include the same teaching page as the main lesson along with three extra worksheets that will help your student master the specific skill. You can use these to fill any gaps that are noticed, get your student ready for the next level, or pause your math lesson until a concept is mastered before moving on to the next. Worksheets can be completed at the rate of one per day, but these pages are so fun, your student just might decide to work ahead!

Rebecca Spooner



MODULAR MATH

Skill Builder

PLACE VALUE to 10,000

Gather 'Round HOMESCHOOL®

INTRODUCTION

Place Value to 10,000

Where a number is placed tells us how much it is worth. You wouldn't want to mistake a 1 on a penny with a 1 on a $100 bill! One way to think of it is by seeing each place as a "house" on a neighborhood street. Because each "house" (or place) only fits 9, a fun way to picture it is with hermit crabs, who move out when they no longer fit to find a bigger shell. Take a look at each house below to see how it works.



TEN THOUSANDS HOUSE | **THOUSANDS HOUSE** | **HUNDREDS HOUSE** | **TENS HOUSE** | **ONES HOUSE**

This number would be 4 "T" 4 *thousand* 6 *hundred* twenty 9.

To help us read our numbers and their places, we have to follow a number of rules:

- Start with the digit on the left
- Say the name of the house after each house other than the one's house
- Say the ten's house nickname "T" after the tens
- Say the "period" when you get to the comma

WHAT ARE PERIODS?

Just like each digit's place has a value, each group of three numbers is called a *period*.

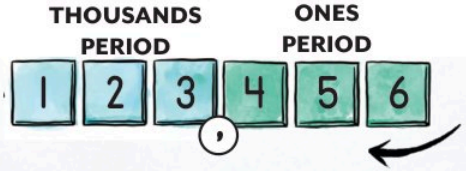

Periods are separated by commas, and we say the name of the current period when we get to the comma.

Try it!

Read the following number out loud, then draw a line from the hermit crab "houses" to each place.





TEN THOUSANDS HOUSE | **THOUSANDS HOUSE** | **HUNDREDS HOUSE** | **TENS HOUSE** | **ONES HOUSE**

Practice

MATCH IT

Match the underlined digit with the correct place value.

45,6<u>9</u>0	hundreds
2,<u>3</u>58	tens
1<u>5</u>,209	thousands
<u>9</u>7,631	ones
3,81<u>6</u>	ten thousands

TRY IT

Use the numbers to solve the riddle below.

- ☐ I am a 5-digit number.
- ☐ My tens digit is less than 8.
- ☐ My thousands digit is not 1.
- ☐ My ones digit is greater than 2.
- ☐ My hundreds digit is odd.
- ☐ My ten thousands digit is 6.
- ☐ What number am I? _____

56,231	1,325	62,307
71,102	13,253	36,956
41,237	21,639	48,693

Practice

TRY IT

Use what you have learned about place value to follow the directions below.

1. Write the digit found in the ones place of each number in the blank.

2,678 ___ 12,896 ___ 64,231 ___

2. Circle the digit in the thousands place of each number below.

5,230 52,608 32,120

3. Draw a line under the digit in the tens place of each number.

79,563 56,123 10,900

4. Write the digit found in the hundreds place of each number in the blank

5,753 ___ 1,617 ___ 33,285 ___

5. Circle the digit in the ten thousands place of each number.

14,567 36,456 21,971

READ IT

Read the numbers out loud and put commas in the correct place.

98234 56478 10945 2569

Practice

INSTRUCTIONS: Write the number of ten thousands, thousands, hundreds, tens, and ones for each number below.

10,457	75,986	53,071
___ hundreds	___ tens	___ thousands
___ ones	___ thousands	___ tens
___ thousands	___ ones	___ hundreds
___ ten thousands	___ hundreds	___ ten thousands
___ tens	___ ten thousands	___ ones

38,604	24,680	98,765
___ ones	___ ten thousands	___ hundreds
___ ten thousands	___ hundreds	___ tens
___ hundreds	___ tens	___ ten thousands
___ tens	___ thousands	___ ones
___ thousands	___ ones	___ thousands

MODULAR MATH

Answer Key

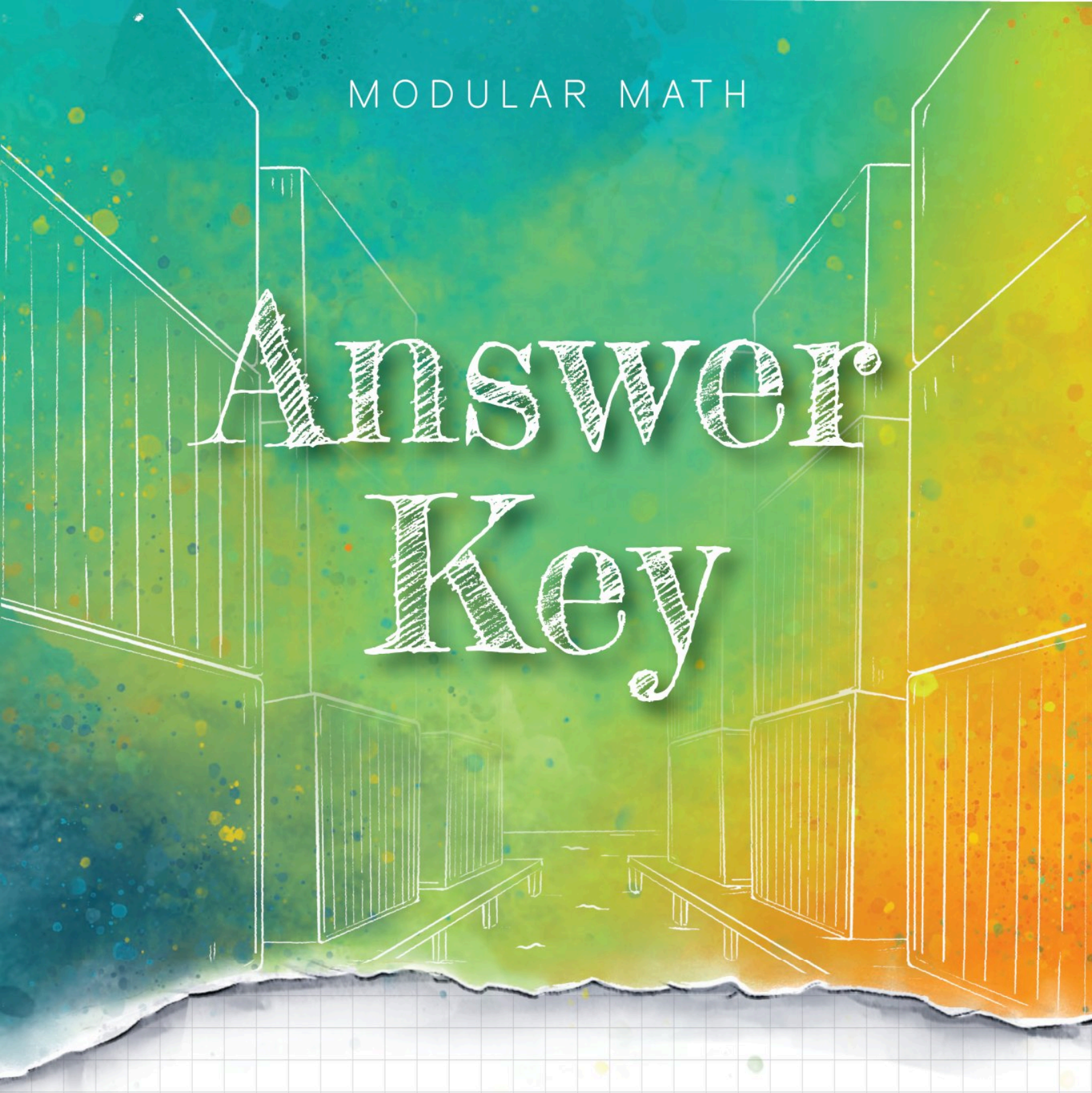

PLACE VALUE to 10,000

Gather 'Round HOMESCHOOL®

INTRODUCTION

Place Value to 10,000

Where a number is placed tells us how much it is worth. You wouldn't want to mistake a 1 on a penny with a 1 on a $100 bill! One way to think of it is by seeing each place as a "house" on a neighborhood street. Because each "house" (or place) only fits 9, a fun way to picture it is with hermit crabs, who move out when they no longer fit to find a bigger shell. Take a look at each house below to see how it works.



TEN THOUSANDS HOUSE | **THOUSANDS HOUSE** | **HUNDREDS HOUSE** | **TENS HOUSE** | **ONES HOUSE**

This number would be 4 "T" 4 *thousand* 6 *hundred* twenty 9.

To help us read our numbers and their places, we have to follow a number of rules:

- Start with the digit on the left
- Say the name of the house after each house other than the one's house
- Say the ten's house nickname "T" after the tens
- Say the "period" when you get to the comma

WHAT ARE PERIODS?

Just like each digit's place has a value, each group of three numbers is called a *period*.

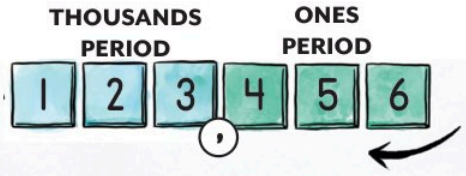

Periods are separated by commas, and we say the name of the current period when we get to the comma.

Try it!

Read the following number out loud, then draw a line from the hermit crab "houses" to each place.

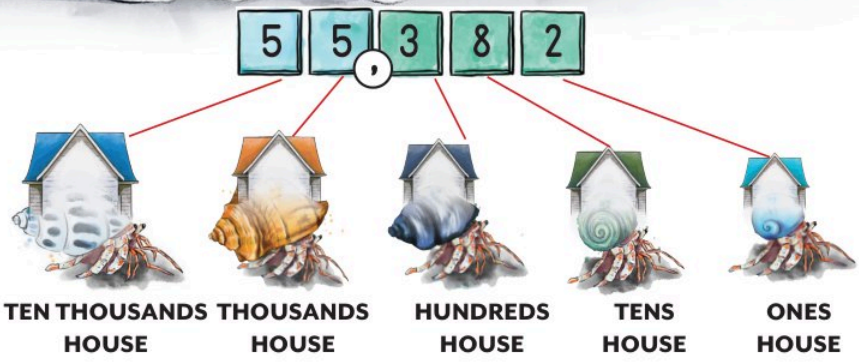

Practice

MATCH IT

Match the underlined digit with the correct place value.

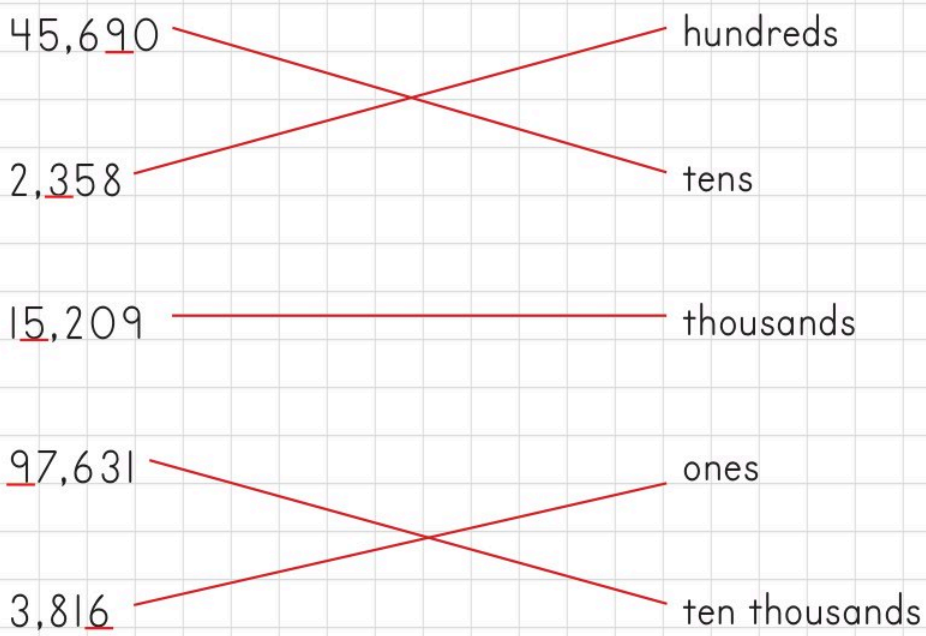

TRY IT

Use the numbers to solve the riddle below.

- [ ] I am a 5-digit number.
- [ ] My tens digit is less than 8.
- [ ] My thousands digit is not 1.
- [ ] My ones digit is greater than 2.
- [ ] My hundreds digit is odd.
- [ ] My ten thousands digit is 6.
- [ ] What number am I? 62,307

56,231	1,325	62,307
71,102	13,253	36,956
41,237	21,639	48,693

Practice

TRY IT

Use what you have learned about place value to follow the directions below.

1. Write the digit found in the ones place of each number in the blank.

2,678 8 12,896 6 64,231 1

2. Circle the digit in the thousands place of each number below.

5,230 52,608 32,120

3. Draw a line under the digit in the tens place of each number.

79,563 56,123 10,900

4. Write the digit found in the hundreds place of each number in the blank

5,753 7 1,617 6 33,285 2

5. Circle the digit in the ten thousands place of each number.

14,567 36,456 21,971

READ IT

Read the numbers out loud and put commas in the correct place.

98,234 56,478 10,945 2,569

Practice

INSTRUCTIONS: Write the number of ten thousands, thousands, hundreds, tens, and ones for each number below.

10,457	75,986	53,071
4 hundreds	8 tens	3 thousands
7 ones	5 thousands	7 tens
0 thousands	6 ones	0 hundreds
1 ten thousands	9 hundreds	5 ten thousands
5 tens	7 ten thousands	1 ones

38,604	24,680	98,765
4 ones	2 ten thousands	7 hundreds
3 ten thousands	6 hundreds	6 tens
6 hundreds	8 tens	9 ten thousands
0 tens	4 thousands	5 ones
8 thousands	0 ones	8 thousands